

## ◆ MODEL 型 式

MTC-03



## ◆ FEATURES

- MTC series modular flow control valves can be used for the "A" port, or "B" port respectively or the "A" port and "B" port jointly.
- Casting iron valve bodies are provided strength and durability for longer life.
- Internal hardened steel components also provide durable life.
- Two flow adjustment options are: hex. screw or knob.

- 特 點
- MTC系列精磨型流量閥均可使用 A孔、B孔 和 A與B孔同時使用。
- 閥本體鑄鐵強韌且耐久性、壽命長。
- 內部磨鋼原件提高產品壽命。
- 六角螺絲或把手兩種流量調整選擇。

## ◆ SPECIFICATIONS 規 格

Model Number 型式號碼	Maximum Pressure 最大壓力 bar	Connecting PT 適用管徑	Maximum Flow 最大流量 lpm	Weight 重量 Kg
MTC-03-A, B	250 (3625 PSI)	3/8"	80 (21.10)gpm	2.6 (5.7 Lbs)
MTC-03-W				2.8 (6.2 Lbs)
MTC-03-A1, B1				2.6 (5.7 Lbs)
MTC-03-W1				2.8 (6.2 Lbs)
Fluid Type 液體型式		ISO VG 32, 46, 68		
Viscosity 黏性 cSt		10~400 (59~1854 SSU)		
Operating Temperature 操作溫度 °C		-15~70 (-5~158°F)		
Contamination Level 污染標準		ISO4406. 21/19/16 NAS1638,10		
Surface Treatment 表面處理		Zinc Phosphate Compound 磷 鍍 膜 化 合 物		

◆ All screws with metric measure, if require inch measure, please contact us.

所有螺絲皆為公制標準規格品，若需英制螺絲請另外備註說明。

## ◆ HOW TO ORDER 編號說明

1	2	3	4	5	6
MTC	— 03	— W	I	— *	— 20

### 1 VALVE SERIES 系列名稱

MTC=Throttle With Check Modular Valves

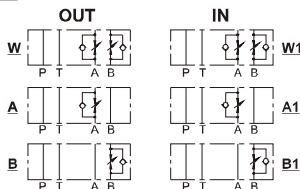
### 2 SUBPLATE MOUNTING SIZE: 稱呼口徑

03 = 3/8"(9mm)  
ISO CETOP5  
DIN NG 10  
NFPA D05

### 4 ACTION ORIENTATION 動作方向

NONE: OIL OUT 無：油注空射  
I: OIL IN I: 入油抽射

### 3 ACTION FORM 動作形式



### 5 SHAPE 調整部形狀

NONE TOOL ADJUST 無：工具調整式  
K-HAND-BAR ADJUST K: 手把調整式

### 6 DESIGN NO 設計編號

# THROTTLE WITH CHECK MODULAR VALVES

MTC SERIES

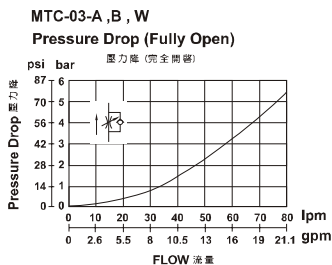
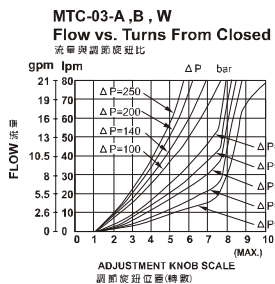
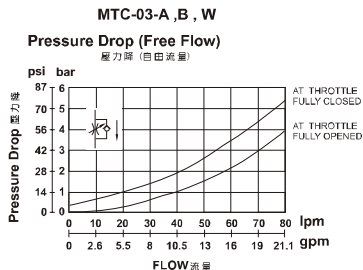
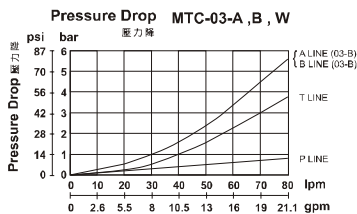
止逆節流閥

## ◆ PERFORMANCE 性能

Test Conditions 測試條件

Oil Temperature 油溫度: 50°C(122°F)

Viscosity 黏度: 35 cSt (163 SSU)



### ● Pressure Setting

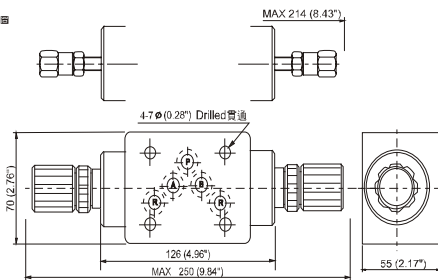
Facing to adjustment screw or knob, clockwise increasing pressure, counterclockwise decreasing pressure. Please tighten hex. nut or plastic setting nut after pressure adjusted.

### ● 流量設定:

調整螺絲或把手順時鐘方向調整流量減少，逆時鐘方向調整流量增加。  
壓力調整後請鎖緊六角螺帽或塑膠安裝螺帽。

◆ DIMENSIONS 外型尺寸圖

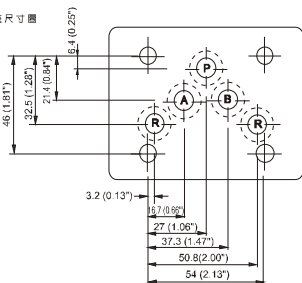
MTC-03-W-K



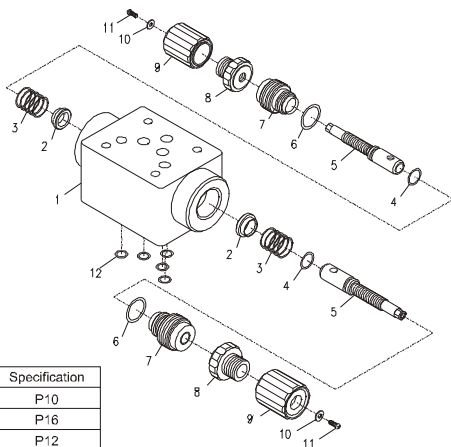
◆ Mounting Interface 基座尺寸圖

ISO 4401-AC-05-4-A

MTC-03



◆ PARTS LIST OF MTC-03 SERIES 零件爆炸視圖



◆ SEAL KITS 密封配件

NO	Description	Q'ty	Specification
4	O-ring	2	P10
6	O-ring	2	P16
12	O-ring	5	P12