


# MANUALLY OPERATED DIRECTIONAL VALVES

DM SERIES

手動開關閥

## MODEL 型式

**DM- SERIES**  
THREADING TYPE  
螺紋連接



## SPECIFICATIONS 規格

Model Number 型式號碼	Maximum Pressure 最大壓力 bar	Connecting PT 適用管徑	Maximum Flow 最大流量 lpm	Weight 重量 Kg
DM-***-03T-30	250 (3625 psi)	3/8"	100 (26.4 gpm)	4.5 (9.9 lbs)
DM-***-04T-30		1/2"	200 (52.8 gpm)	7 (15.4 lbs)
DM-***-06T-30		3/4"	300 (79.3 gpm)	11.8 (26.0 lbs)
DM-***-02G-30	250 (3625 psi)	1/4"	40 (10.56 gpm)	1.5 (3.3 lbs)
DM-***-03G-30		3/8"	100 (26.4 gpm)	4 (8.8 lbs)
DM-***-04G-30		1/2"	300 (79.2 gpm)	9.5 (20.9 lbs)
DM-***-06G-30		3/4"	500 (132.1 gpm)	15 (33.1 lbs)
DM-***-10G-30		1-1/4"	1100 (290.6 gpm)	53.2 (117.3 lbs)
<b>Fluid Type</b> 流體型式		ISO VG 32 , 46 , 68		
<b>Viscosity</b> 黏性 cSt		10~400 (59~1854 SSU)		
<b>Operating Temperature</b> 操作溫度 °C		-15~70 (-5~158°F)		
<b>Contamination Level</b> 污染標準		ISO4406. 21/19/16 NAS1638,10		

● All screws with metric measure , if require inch measure , please contact us.  
所附螺絲皆為公制標準規格品，若需英制螺絲請另外備註說明。

## HOW TO ORDER 編號說明

1	2	3	4	5
DM	***	02	G	30

### 1 VALVE SERIES 系列名稱

DM=Manually Operated Directional Valves

### 2 GRAPHIC SYMBOL 圖表符號

TYPE 類別	MODEL 型式	SYMBOLS 記號	TYPE 類別	MODEL 型式	SYMBOLS 記號
SPRING TYPE 彈簧式	2C2		SPRINGLESS TYPE 無彈簧式	2D2	
	3C2			3D2	
	※1 3C3			※1 3D3	
	3C4			3D4	
	※1 3C6			※1 3D6	

### 3 SUBPLATE MOUNTING SIZE: 稱呼口徑

02 = 1/4"(6mm)      03 = 3/8"(9mm)  
ISO CETOP3      ISO CETOP5  
DIN NG 6      DIN NG 10  
NFPA D03      NFPA D05

04 = 1/2"(12mm)      06 = 3/4"(19mm)      10 = 1 1/4"(31.8mm)  
ISO CETOP7      ISO CETOP8      ISO CETOP10  
DIN NG 16      DIN NG 25      DIN NG 32  
NFPA D07      NFPA D08      NFPA D10

### 4 CONNECTING TYPE 連接型式

T:TYPE:THREADING TYPE (螺紋連接)

G:TYPE:BASEPLATE MOUNTING TYPE  
(板式連接)

### 5 DESIGN NO 設計編號

※ 1.The specification as below , only application  
"outer" pilot operated as the pressure source.  
(All outer pressure pilot operated and inner  
oil drain)

以下規格必須用外部引導作為壓力源(全部為外部引導內部洩油)

SUBPLATE MOUNTING SIZE 稱呼口徑	SPOOL 軸芯
04G (DIN NG16)	C3 / D3
06G (DIN NG25)	C6 / D6
10G (DIN NG32)	

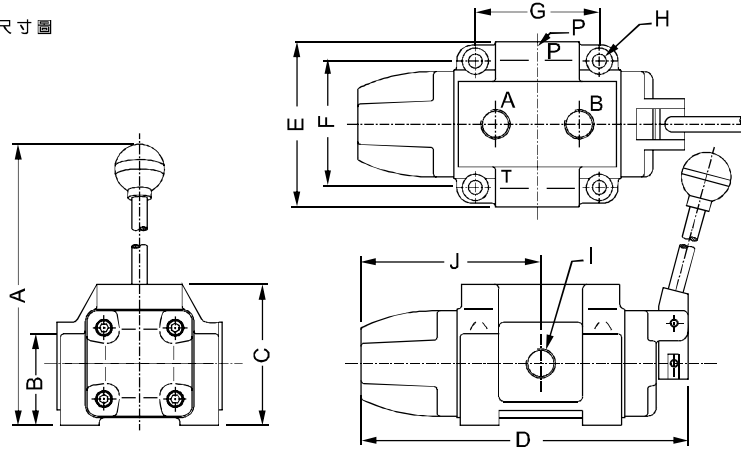
# MANUALLY OPERATED DIRECTIONAL VALVES

手動開關閥

DM SERIES

## ◆ DIMENSIONS 外型尺寸圖

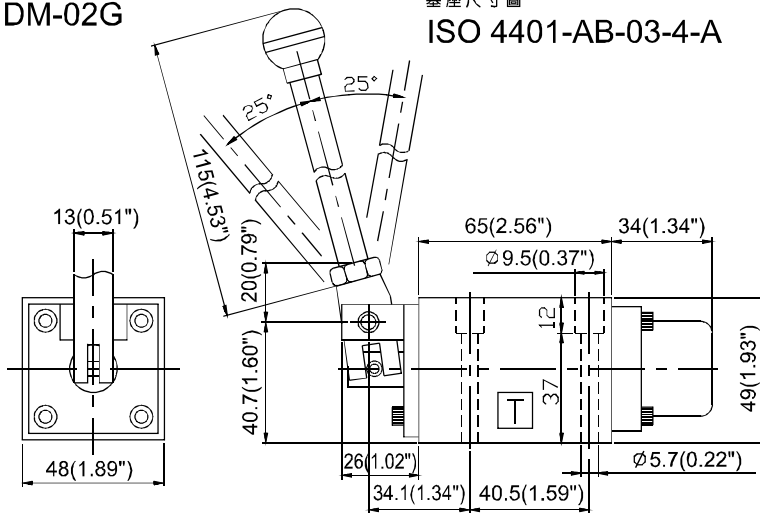
DM-\*\*\*-\*\*T



MODEL	A	B	C	D	E	F	G	H	I	J
DM-03T	250 (9.84")	75 (2.95")	87 (3.43")	178 (7.0")	78 (3.07")	50(1.97")	56 (2.2")	φ7 (0.28")	P3/8	96 (3.78")
DM-04T	275 (10.8")	60 (2.36")	92 (3.62")	212 (8.35")	108(4.25")	82(3.23")	80(3.15")	φ7 (0.28")	P1/2	116 (4.57")
DM-06T	310(12.2")	67(2.64")	105(4.13")	265 (10.4")	130(5.12")	93(3.66")	97(3.82")	φ11 (0.43")	P3/4	140 (5.51")

## ◆ DIMENSIONS 外型尺寸圖

DM-02G

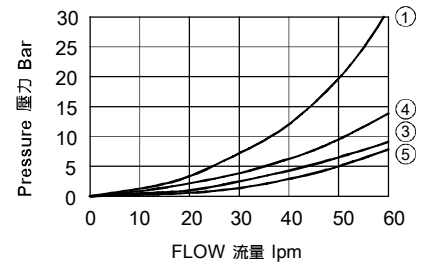


## ◆ Mounting Interface

基座尺寸圖  
ISO 4401-AB-03-4-A

## ◆ PERFORMANC CURVES

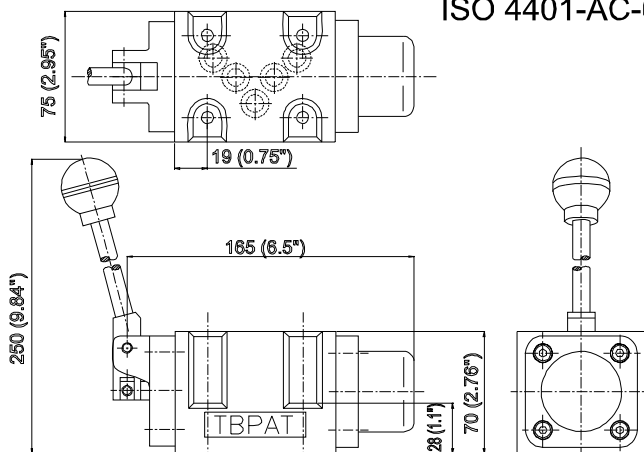
性能曲線 Test Conditions 測試條件  
Oil Temperature 油溫度: 50°C(122°F)  
Viscosity 黏度: 35 cSt (163 SSU)



SPOOL TYPES 滑柱型式	Pressure Drop Curve Number 壓力降曲編號				
	P→A	B→T	P→B	A→T	P→T
C2	5	5	5	5	-
C4	5	6	5	6	-
C6	1	1	1	1	4
B2	4	5	4	5	-

## ◆ DIMENSIONS 外型尺寸圖

DM-03G

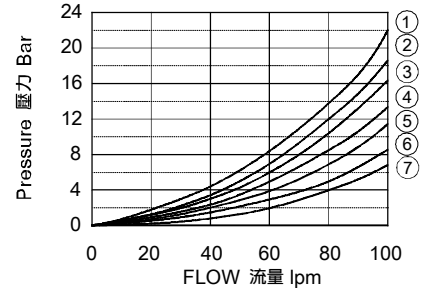


## ◆ Mounting Interface

基座尺寸圖  
ISO 4401-AC-05-4-A

## ◆ PERFORMANC CURVES

性能曲線 Test Conditions 測試條件  
Oil Temperature 油溫度: 50°C(122°F)  
Viscosity 黏度: 35 cSt (163 SSU)



SPOOL TYPES 滑柱型式	Pressure Drop Curve Number 壓力降曲編號				
	P→A	B→T	P→B	A→T	P→T
C2	4	5	4	5	-
C3	6	6	6	6	6
C4	4	7	4	7	-
C6	5	5	5	5	1

F  
DM

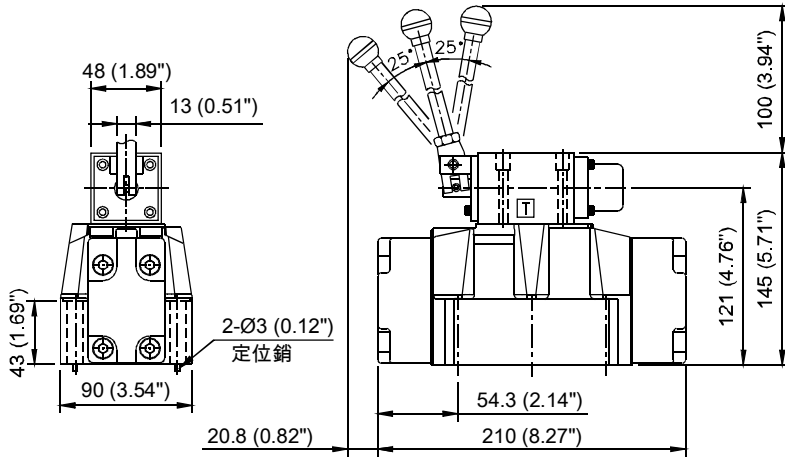
# MANUALLY OPERATED DIRECTIONAL VALVES

DM SERIES

手動開關閥

## ◆ DIMENSIONS 外型尺寸圖

DM-04G

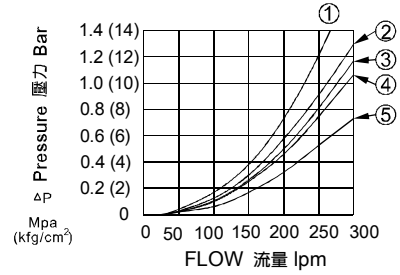


## ◆ Mounting Interface

基座尺寸圖  
ISO 4401-AD-07-4-A

## ◆ PERFORMANC CURVES

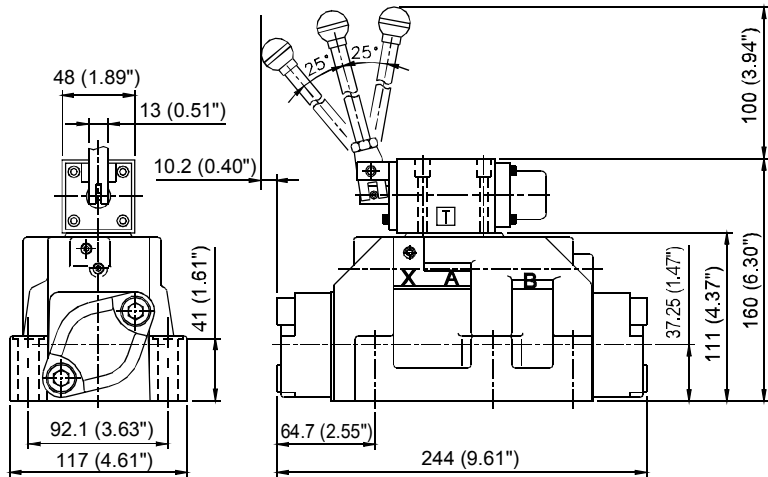
性能曲線  
Test Conditions 測試條件  
Oil Temperature 油溫度: 50°C(122°F)  
Viscosity 黏度: 35 cSt (163 SSU)



Curve Type 曲線形式	Pressure Drop Curve Number 壓力降曲線編號			
	P → A	B → T	P → B	A → T
2	⑤	③	⑤	③
6	④	②	⑤	③
4	⑤	③	⑤	③
10	⑤	③	⑤	③

## ◆ DIMENSIONS 外型尺寸圖

DM-06G

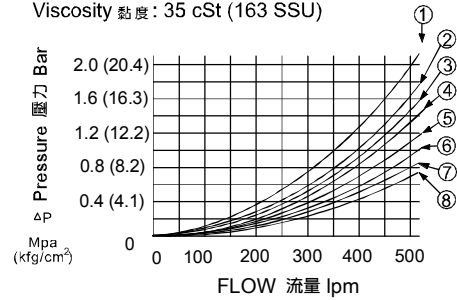


## ◆ Mounting Interface

基座尺寸圖  
ISO 4401-AE-08-4-A

## ◆ PERFORMANC CURVES

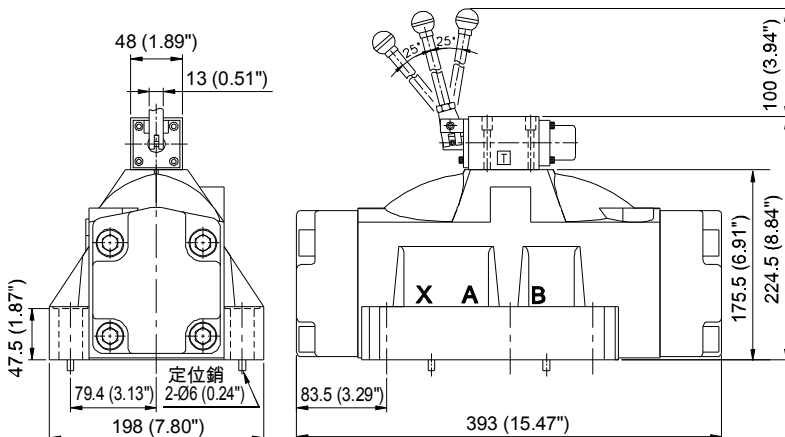
性能曲線  
Test Conditions 測試條件  
Oil Temperature 油溫度: 50°C(122°F)  
Viscosity 黏度: 35 cSt (163 SSU)



Curve Type 曲線形式	Pressure Drop Curve Number 壓力降曲線編號				Curve Type 曲線形式	Pressure Drop Curve Number 壓力降曲線編號			
	P → A	B → T	P → B	A → T		P → A	B → T	P → B	A → T
2	⑧⑥	⑤①	⑧⑥	⑦②	60	⑥⑥	⑤②	⑥⑥	⑦③
3	⑥	④	⑥	⑦	7	⑥	④	⑥	⑦
4	⑧⑥	⑤②	⑧⑥	⑦②	9	⑥	⑤	⑥	⑦
40	⑧	⑤	⑧	⑦	10	⑧	⑤	⑧	⑦
5	⑧	④	⑤	⑦	11	⑧	④	⑤	⑦
6	⑤	①	⑤	④	12	⑧	⑤	⑧	⑦

## ◆ DIMENSIONS 外型尺寸圖

DM-10G

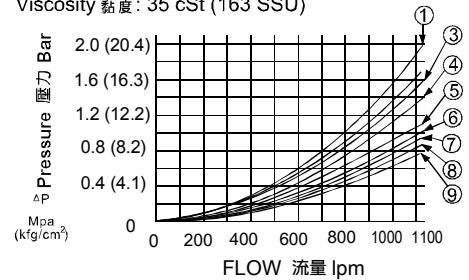


## ◆ Mounting Interface

基座尺寸圖  
ISO 4401-AF-10-4-A

## ◆ PERFORMANC CURVES

性能曲線  
Test Conditions 測試條件  
Oil Temperature 油溫度: 50°C(122°F)  
Viscosity 黏度: 35 cSt (163 SSU)



Curve Type 曲線形式	Pressure Drop Curve Number 壓力降曲線編號				Curve Type 曲線形式	Pressure Drop Curve Number 壓力降曲線編號			
	P → A	B → T	P → B	A → T		P → A	B → T	P → B	A → T
2	⑨⑧	⑥③	⑨⑧	⑧④	60	⑧⑧	⑤④	⑧⑧	⑤④
3	⑦	⑥	⑦	⑦	7	⑦	⑥	⑦	⑦
4	⑨⑧	⑥⑤	⑨⑧	⑥⑥	9	⑦	⑥	⑦	⑧
40	⑨	⑥	⑨	⑧	10	⑨	⑤	⑨	⑧
5	⑨	⑥	⑧	⑧	11	⑨	⑥	⑧	⑦
6	⑤	③	⑤	④	12	⑨	⑦	⑨	⑥