

### ◆ MODEL 型 式



### ◆ SPECIFICATIONS 規 格

Model Number 型式號碼	Maximum Pressure 最大壓力 bar	Connecting PT 適用管徑	Maximum Flow 最大流量 lpm	Operating Flow 操作流量 l/min	Cracking Pressure 開啓壓力 kgf/cm <sup>2</sup>	Weight 重量 Kg
SG-16	250 (3625 psi)	2"	400 (105.67 gpm)	400±100M	0.12	30.2 (66.6 lbs)
SG-24		3"	900 (237.76 gpm)	900±150M	0.14	55 (121.3 lbs)
SG-32		4"	1600 (422.68 gpm)	1600±300M	0.16	100 (220.5 lbs)
Fluid Type 液體型式				ISO VG 32, 46, 68		
Viscosity 黏性 cSt				10~400 (59~1854 SSU)		
Operating Temperature 操作溫度 °C				-15~70 (-5~158 °F)		
Contamination Level 污染標準				ISO4406, 21/19/16 NAS1638,10		

● All screws with metric measure, if require inch measure, please contact us.  
 所有螺絲皆為公制標準規格，若需要英制螺絲請另外備註說明。

### ◆ HOW TO ORDER 編號說明

1	2	3
SG	24	180

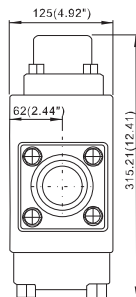
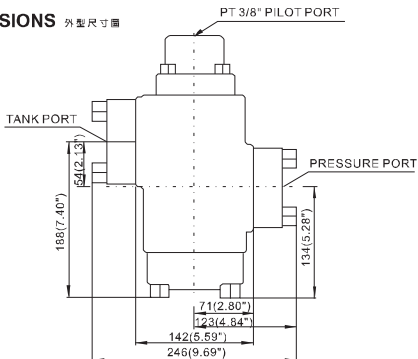
**1** VALVE SERIES 系列名稱  
 SG=Pre-fill Valves

**2** SUBPLATE MOUNTING SIZE  
 筒形口徑  
 16 = 2"(5.08mm)  
 24 = 3"(7.62mm)  
 32 = 4"(10.16mm)

**3** 180 TYPE - INLINE TYPE 直列型  
 90 TYPE - ANGLE TYPE 角型

### ◆ DIMENSIONS 外型尺寸圖

SG-16



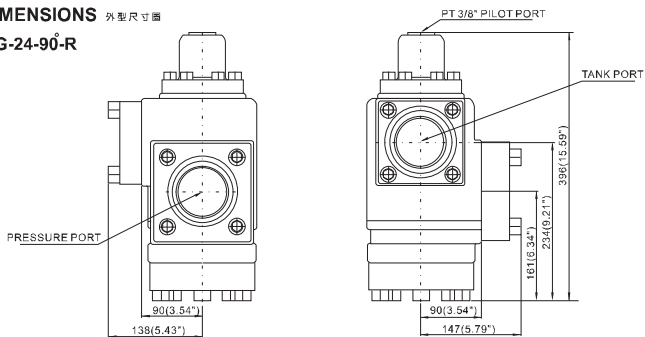
# PRE-FILL VALVES

SG SERIES

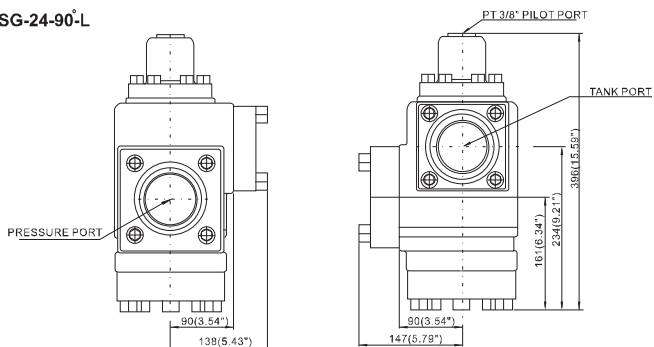
滿油閥

## ◆ DIMENSIONS 外型尺寸圖

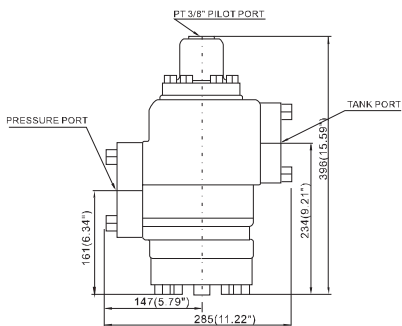
SG-24-90°-R



SG-24-90°-L

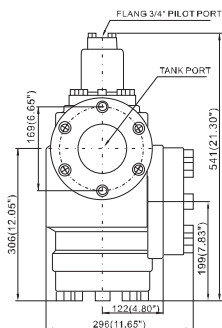
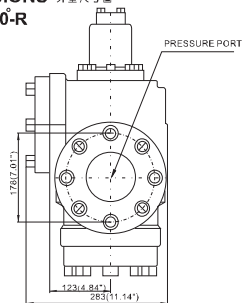


SG-24-180°

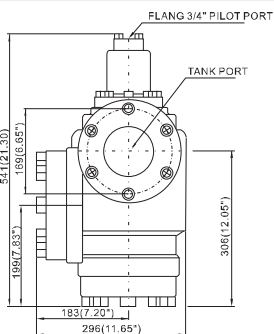
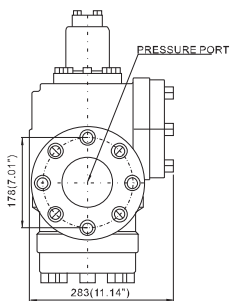


### ◆ DIMENSIONS 外型尺寸圖

#### SG-32-90°-R



#### SG-32-90°-L



#### SG-32-180°

