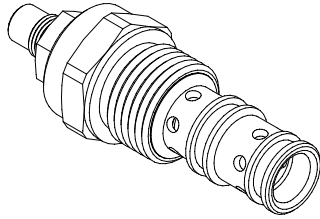


# FLOW CONTROL VALVES 流量控制閥

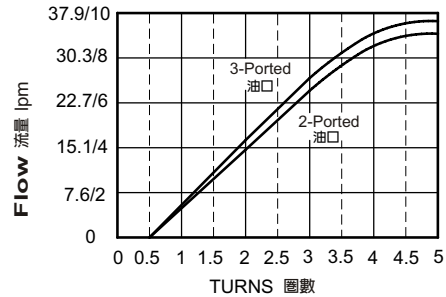
## VF SERIES PRIORITY FLOW DIVIDER VALVES VF 系列優先分流閥

### MODEL 型式

VF-10



### PERFORMANCE (Cartridge Only) 特性曲線



### DESCRIPTION 說明

A screw-in, cartridge-style, adjustable orifice, pressure-compensated, manually-operated, bypass-type hydraulic flow regulating valve. It can be used as a priority-type flow regulator or a restrictive-type 2-way flow regulator when the bypass port is blocked. The VF maintains a constant flow rate from ③ regardless of load pressure changes in the system downstream of ③, or in the bypass leg at ②. Reverse flow (③ to ①) bypasses the control orifice. The regulated flow increases from closed to fully open, with counter-clockwise rotation of the knob.

Note: When used as a bypass flow control in applications where the priority flow port will be blocked by external valving, bypass pressure drop will increase unless a small amount of leakage is provided for the priority port. Consult factory.

螺紋插裝式，節流孔可調壓力補償，手動操作旁通型流量調節閥，可以用作優先型流量調節閥或當封閉旁路油口②時可以用作二通節流型流量調節閥。VF型，從③流出的流量保持不變，不受③的下游回路或旁路②的負載壓力變化影響，反向液流(③流向①)不經過控制節流孔。逆時針轉動手柄，調節流量從閉合到完全打開時逐漸增加。

註：當用作旁路流量控制且優先油口由其他的鎖封閉時，除非優先油口有小量洩漏，否則旁路壓降將增加。

### SPECIFICATIONS 規格

Model Number 型式號碼	Operating Pressure 操作壓力 bar	Maximum Flow 最大流量 lpm	Weight 重量 Kg
VF-10	240 (3481 psi)	57 (15.06 gpm)	0.2 (0.44 lbs)
Fluid Type 流體型式		ISO VG 32, 46, 68	
Viscosity 黏性 cSt		10~400 (59~1854 SSU)	
Operating Temperature 操作溫度 °C		-15~70 (-5~158 °F)	
Contamination Level 污染標準		ISO4406. 21/19/16 NAS1638,10	

● Flow Rate (額定流量): 3-Ported regulated flow (油口③ 調節量(優先+旁通)): 0~38 lpm (0~10 gpm)

Input Flow (入口流量): 3-Ported (優先+旁通): 0~38 lpm (0~10 gpm) nominal (標稱); 0~57 lpm (0~15 gpm) max (最大)

### HOW TO ORDER 編號說明

1	2	3
VF	10	— *

### 1 VALVE SERIES 系列名稱

VF = PRIORITY FLOW DIVIDER VALVE (Compensating type)  
優先分流閥(補償型)

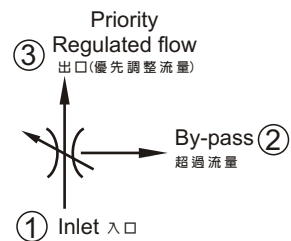
### 2 SUBPLATE MOUNTING SIZE 稱呼口徑

Size: 10  
Cavity 孔口: CS10-3N  
See Page Appendixes-A\_002  
見附錄A\_002 頁面

### 3 ADJUSTMENT OPTION 調整選擇

NONE	NONE: TOOL ADJUST 無: 工具調整式	
K	K: HAND-BAR ADJUST K: 手把調整式	
C	C: NUT ADJUST C: 螺帽調整式	

### CONTROL PORT(S) 動作形式



### DIMENSIONS 外型尺寸圖

