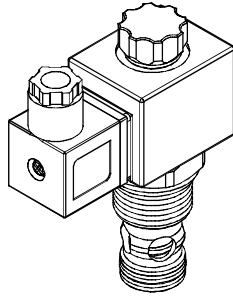
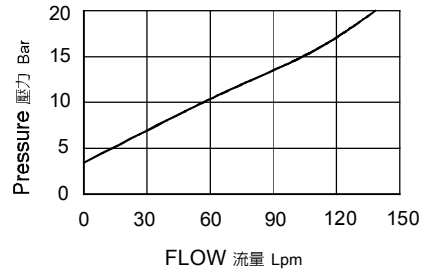


◆ MODEL 型式

VSV12-28S



◆ PERFORMANCE 特性曲線



◆ SPECIFICATIONS 規格

Model Number 型式號碼	Maximum Pressure 最大壓力 bar	Maximum Flow 最大流量 lpm	Weight 重量 Kg
VSV12-28S	350 (5076psi)	150 (39.63gpm)	0.55 (1.21 lbs)
Fluid Type 流體型式		ISO VG 32, 46, 68	
Viscosity 黏性 cSt		10~400 (59~1854 SSU)	
Operating Temperature 操作溫度 °C		-30~100 (-22~212°F)	
Contamination Level 污染標準		ISO4406. 21/19/16 NAS1638,10	

◆ HOW TO ORDER 編號說明

1	2	3	4	5	6
VSV	12	— 28S —	A2 —	X —	Y

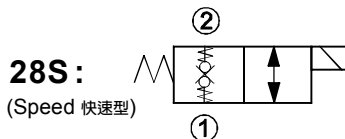
1 VALVE SERIES 系列名稱

VSV=Cartridge Type Solenoid Operated Check Valves (speed)
插入式電磁止逆閥(快速型)

2 SUBPLATE MOUNTING SIZE 稱呼口徑

Size : 12
Cavity 孔口:CS12-2N
See Page Appendixes-A_001
見附錄A_001 頁面

3 CONTROL PORT(S) 動作形式



4 TYPE OF COIL 線圈類型

Non : Without Coil 無記號:無線圈
A1 : RAC110V 60/50HZ D1 : DC12V
A2 : RAC220V 60/50HZ D2 : DC24V

5 WIRING TYPE 接線型式

Non:WIRING BOX TYPE(DIN) 無:接線盒式(DIN) X: DOUBLE LEAD 雙接線方式



※ For more technical information of wiring typt please refer to the appendixes-D or contact with us .
接線型式的詳細技術資料請查附錄-D或與我們聯繫。

6 ADJUSTMENT OPTION 調整選擇

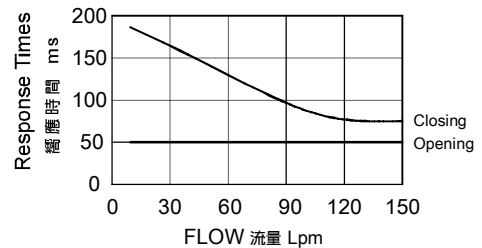
Non	Y
Non:Standard 無記號:標準型	Y:Twist Style Manual Override 旋緊型-手動操作復位

◆ TECHNICAL DATA 技術數據

The only difference between this valve and the standard model is a spring placed between pilot section and poppet .
該閥與標準閥的唯一區別是在先導部份和提動閥之間的彈簧。

This design allows faster response times with very mall flow or even virtually zero flow.
這樣的設計在低流量甚至零流量時實現更快的響應時間。

A pressure of approximately 3 bar (43.5 psi) is required to open the main poppet.
主閥的開啓壓力約為 3 bar (43.5 psi)。



◆ DIMENSIONS 外型尺寸圖

