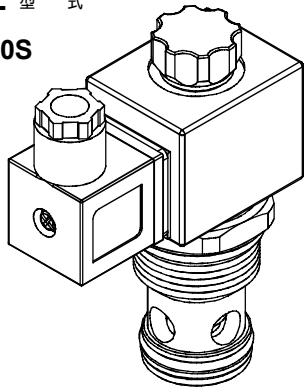


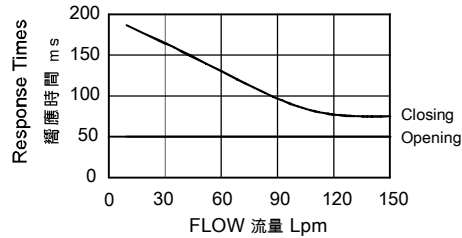
◆ MODEL 型 式

VSV16-20S



◆ TECHNICAL DATA 技術數據

The only difference between this valve and the standard model is a spring placed between pilot section and poppet .
 該閥與標準閥的唯一區別是在先導部份和提動閥之間的彈簧。
 This design allows faster response times with very small flow or even virtually zero flow. 這樣的設計在低流量甚至零流量時實現更快的響應時間。
 A pressure of approximately 3 bar (43.5 psi) is required to open the main poppet. 主閥的開啓壓力約為 3 bar (43.5 psi).



◆ SPECIFICATIONS 規 格

Model Number 型式號碼	Maximum Pressure 最大壓力 bar	Maximum Flow 最大流量 lpm	Weight 重量 Kg
VSV16-20S	350 (5076psi)	150 (39.63gpm)	0.71 (1.57 lbs)
Fluid Type 流體型式		ISO VG 32 , 46 , 68	
Viscosity 黏性 cSt		10~400 (59~1854 SSU)	
Operating Temperature 操作溫度 °C		-30~100 (-22~212°F)	
Contamination Level 污染標準		ISO4406. 21/19/16 NAS1638,10	

◆ HOW TO ORDER 編號說明

1	2	3	4	5	6
VSV	16	—	20S	—	A2 — X — Y

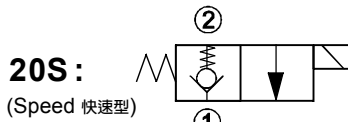
1 VALVE SERIES 系列名稱

VSV=Cartridge Type Solenoid Operated Check Valves (speed)
 插入式電磁止逆閥(快速型)

2 SUBPLATE MOUNTING SIZE 稱呼口徑

Size : 16
 Cavity 孔口:CS16-2N
 See Page Appendixes-A_002
 見附錄A_002 頁面

3 CONTROL PORT(S) 動作形式



4 TYPE OF COIL 線圈類型

Non : Without Coil 無記號:無線圈
 A1 : RAC110V 60/50HZ D1 : DC12V
 A2 : RAC220V 60/50HZ D2 : DC24V

5 WIRING TYPE 接線型式

Non:WIRING BOX TYPE(DIN) X : DOUBLE LEAD
 無:接線盒式(DIN) 雙接線方式



※ For more technical information of wiring typt please refer to the appendixes-D or contact with us .
 接線型式的詳細技術資料請查附錄-D或與我們聯繫。

6 ADJUSTMENT OPTION 調整選擇

Non Non:Standard 無記號:標準型	
Y Y:Twist Style Manual Override 旋緊型-手動操作復位	

◆ DIMENSIONS 外型尺寸圖

