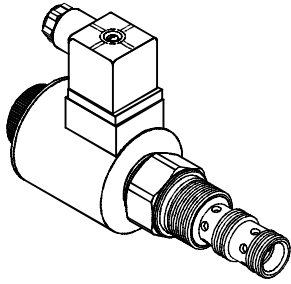


# PROPORTIONAL VALVES 比例閥

EVF SERIES PROPORTIONAL FLOW VALVES (PRESSURE COMPENSATED INCLUDE) EVF 系列比例流量閥(附壓力補償)

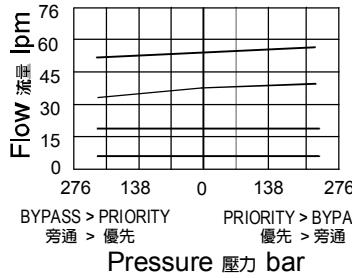
## MODEL 型式

EVF-10

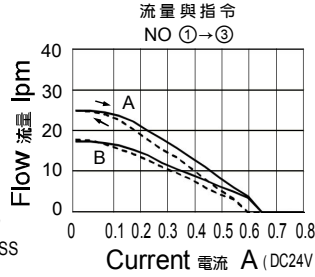


## PERFORMANCE 特性曲線

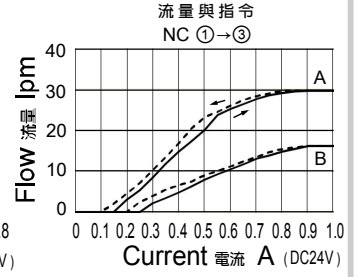
Regulated Flow vs. Pressure 調節流量和壓力



Flow vs. Command 流量與指令



Flow vs. Command 流量與指令



## DESCRIPTION 說明

Proportional flow valve. It can be used as a priority-type flow regulator with pressure-compensated, regulated and bypass flow. It can also be used as a restrictive-type 2-way, pressure-compensated flow regulator when the bypass line (port ②) is blocked. 比例流量閥, 可以用作帶壓力補償的優先流量調節閥, 調節和旁通流量, 當封閉旁通線路(油口 ②)時, 也可以用作2通節流型壓力補償流量調節閥。

## SPECIFICATIONS 規格

| Model Number<br>型式號碼          | Operating Pressure<br>操作壓力 bar | Maximum Flow<br>最大流量 lpm | Maximum Current<br>最大電流 mA   | Voltage<br>電壓 VDC | Weight<br>重量 Kg |
|-------------------------------|--------------------------------|--------------------------|------------------------------|-------------------|-----------------|
| EVF-10                        | 240 (3481 psi)                 | 53 (14.00 gpm)           | 1500±200                     | 12                | 0.69 (1.52 lbs) |
|                               |                                |                          | 750±100                      | 24                |                 |
| Fluid Type 流體型式               |                                |                          | ISO VG 32, 46, 68            |                   |                 |
| Viscosity 黏性 cSt              |                                |                          | 10~400 (59~1854 SSU)         |                   |                 |
| Operating Temperature 操作溫度 °C |                                |                          | -30~100 (-22~212°F)          |                   |                 |
| Contamination Level 污染標準      |                                |                          | ISO4406. 20/18/15 NAS1638. 9 |                   |                 |

## HOW TO ORDER 編號說明

| 1   | 2  | 3 | 4  | 5  | 6 | 7 |
|-----|----|---|----|----|---|---|
| EVF | 10 | A | NO | D2 | * | * |

### 1 VALVE SERIES 系列名稱

EVF = Proportional Flow Valves  
(Pressure Compensated Include) 比例流量閥(附壓力補償)

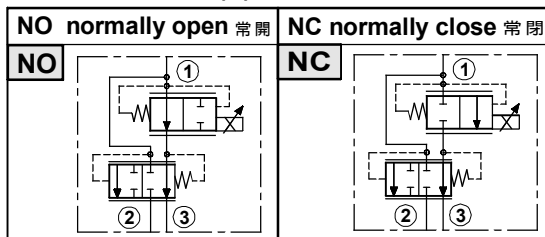
### 2 SUBPLATE MOUNTING SIZE 稱呼口徑

Size: 10  
Cavity 孔口: CS10-3N  
See Appendices-A 見附錄A  
For Manifold See Appendices-B 油路板見附錄B

### 3 REGULATED FLOW RANGE 調節流量範圍

| Model<br>型式 | Regulated Flow Rate<br>調節流量 lpm |
|-------------|---------------------------------|
| A           | 30 lpm (8 gpm)                  |
| B           | 17 lpm (4.5 gpm)                |

### 4 CONTROL PORT(S) 動作形式



### 5 TYPE OF COIL 線圈類型

Non: Without Coil 無記號: 無線圈  
D1: DC12V  
D2: DC24V

※ For more technical information of coil please refer to the Appendices-D or contact with us. 線圈詳細技術資料請查附錄-D或與我們聯繫。

## 6 ADJUSTMENT OPTION 調整選擇

| Non                  | Non                                       | S                                        | Y |
|----------------------|-------------------------------------------|------------------------------------------|---|
| Standard<br>無記號: 標準型 | Twist Style Manual Override<br>旋緊型-手動操作復位 | Push Style Manual Override<br>推壓型-手動操作復位 |   |

## 7 SEALS 密封件

Non: NBR (Standard) 無記號: 丁腈橡膠(標準型)  
HN: HNBR HN: 氫化丁腈橡膠  
V: VITON V: 氟橡膠

## DIMENSIONS 外型尺寸圖

